


BRIDGESTONE

**4x4
CLUB**



Challenge



4x4

**Club Challenge
Guidelines 2013**

Introduction

Contents

- I. Bridgestone 4x4 Club Challenge mechanics
- II. Description of a standard vehicle
- III. Standard rules and regulations
- IV. Vehicle height vs. wheel base ratio (Bridgestone finals)
- V. Point scoring systems (Bridgestone finals)
- VI. Accepted accessories
- VII. Bridgestone's scrutineering at club events and finals
- VIII. Entries
- IX. Vehicle insurance
- X. Bridgestone safety aspects
- XI. Vehicle safety
- XII. Marshal Unit
- XIII. Sponsorships
- XIV. Event prizes
- XV. Required vehicle signage
- XVI. Event calendar
- XVII. General
- XVIII. Medical services

Club Challenge Mechanics

The Bridgestone SA 4x4 Club Challenge is about 4x4 enthusiasts displaying various driving skills in **standard** production vehicles.

Description of a standard vehicle;

This competition is based on a standard vehicle with the following requirements:

- Is the original shape as on the showroom floor with limited modifications done.
- Must be registered and road legal to go on South Africa's public roads.
- May be equipped with aftermarket front, centre and rear diff-lock, traction control and or any limited slip differential.
- The vehicle must be equipped with low range gearing and four wheel drive.

Standard Rules and regulations

Tyres

- The overall tyre diameter may not exceed **840mm** on any vehicle as this will remain the largest overall diameter allowed to compete in the challenges.
- Please note- all vehicles will have height ratios calculated to ensure fairness for all in the finals (see next slide for calculations).

Engine modifications

- No engines changes will be permitted other than the **original** equipment from the factory. Any alternative engine even if manufactured by the same manufacturer will not be allowed.

Suspension Modification

- No suspension type changes from original vehicle purchased (solid axle to independent suspension or vice versa).
- Standard lift kits or aftermarket lift kit are permitted, however vehicle heights will be calculated in the finals (see the next slide for the calculations).

Gearbox changes

- No changes whatsoever is allowed to the gearbox or transfer case.
- No crawler transfer cases are permitted unless supplied as original equipment by the vehicle manufacturer.

Body Modification

- No do it yourself body modifications to body parts and bumpers are permitted. Only recognized and accredited 4x4 equipment allowed on the vehicle.

Vehicle Height vs. Wheel Base Ratio Calculation (Bridgestone Finals)

- < 11% +20 points
- Between 11.01% to 12.50% Zero handicap
- Between 12.51% to 13.00% -20 points
- Between 13.01% to 13.50% -30 points
- Between 13.51% to 14.00% -40 points
- 14.01% and greater -50 points

Please note: All vehicles will be asked to inflate/ deflate tyres to 2 bar before measuring takes place in the final.

• *Electronic Air Suspensions = will be measured at the highest point for height calculations.*

The Ratio to determine vehicle height is as follows:

Ladder frame chassis:

- Measure the ground clearance of the chassis in line with the back end of the front door and divide it by the wheel base measurement and calculate as a percentage.

Monocoque chassis:

- Measure the ground clearance from the floor board of the vehicle, not petrol tank, in line with the back end of the front door and divide it by the wheel base measurement and calculate as a percentage

Example:

The wheel base measures 2400mm and the height of the vehicle is 200mm
 $200\text{mm} \div 2400\text{mm} \times 100/1 = 8.33\%$ thus 30 points bonus.

If the height was 320mm the equation works out to 13.33%, thus 40 points handicap.

Point scoring system (Bridgestone Finals)

A negative point scoring approach is used with every obstacle counting out of 100 points. The minimum score per obstacle will be zero.

Every obstacle will have an information sheet describing what is expected of the team which lists in detail all the possible point deductions.

Participants will only have two opportunities to complete an obstacle, the second attempt will induce a penalty (see next slide).

➤ **Please note that all obstacles are now timed events- The Marshal stationed at the obstacle will inform the driver and co driver the total time permitted to recce the obstacle. The actual driving of the obstacle will not be timed!**

Driver / navigator

During the final event, the team can decide per obstacle, who will fulfill the role of driver / navigator between them and this change carries no handicap points.

The navigator may be requested as per the instructions sheet or by the marshal to remain or exit the vehicle during any of the driving stages.

Point scoring system (Bridgestone Finals)

Point scoring system for the Bridgestone finals, general deductions include the following and may be used selectively as per each obstacle's information sheet;

- Stopping in an obstacle -5 points
- Roll back -5 points
- Touching banner tape -25 points
- Touching each pole -25 points
- Missing a gate -25 points
- 2nd attempt -50 points
- Interfering with obstacle markers -100 points
- Interfering with marshal's duties -100 points
- Refusing to comply to marshal orders -Disqualification
- Driving without safety belts & incorrect window heights - Disqualification

Accepted accessories

The following accessories are allowed;

- Accredited aftermarket replacement bumpers front and rear
- Snorkel
- Roll bar
- Winch
- Skid plate
- Sidesteps or rock sliders
- Canopies
- Roof racks
- Shocks
- Exhausts
- Spotlights
- After market rear & front lockers, traction control and or limited differentials

Scrutineering

Bridgestone will have an independent scrutineer over and above the scrutineer controlled by the club.

The following items will be checked by the Bridgestone scrutineer during each 4x4 Club Challenge and the finals event;

- Medical kit
- Recovery kit
- Front and rear recovery points
- Fire extinguisher
- 1lt of water for every occupant
- Valid License disk on the vehicle
- Valid National driver's license
- Operational seat belts
- Clubs uniforms/ clothing/ colours are a requirement during club events and finals.
- Vehicle decals
- Engine compartment components must all be in a satisfactory working condition and not loose or leaking;
 - a) Belts
 - b) Battery/ies
 - c) Radiator/ water leaks
 - d) Oil leaks
 - e) Gaskets
- **Standard vehicle requirements will be checked in the finals which include vehicle heights, tyre sizes, suspension, engine, gearbox and body modifications.**

Entries

All participants must sign an indemnity document provided by Bridgestone ,the organizing club and where applicable the facility.

➤ All guests to be controlled by the organizing club with regard to the indemnities.

A team consists of two people, one driver and one navigator/ co driver.

Family members are allowed dependent on specific club policy and event organization.

Individual teams have to qualify for the final event to be held in the month of November 2013, this will be done by participating on their prospective club qualifications.

The top three drivers are appointed by each club and will qualify for the finals.

All teams entering the competition are automatically legible to win the daily club event prizes on offer.

The main competition prizes are awarded on the team's collective points during the finals to be held in November 2013.

The finals will be a closed from the general public. Only the top three teams nominated by the each club will be allowed to participate and attend the final event.

Insurance

Kindly note that normal road going insurance does not cover competitions.

➤ **Please clear your participation with your insurance company upfront.**

Bridgestone Safety

- **No alcohol** will be permitted the evening **before and or during** any Bridgestone Club 4x4 Challenge.
- Random breathalyzer tests will be conducted at each and every event.
- Bridgestone have the right to deny participants entry if **ANY** level of alcohol is found.

Vehicle Safety

- All window heights in the vehicles to be no more than $\frac{1}{4}$ of the way **down** except near water.
 - The number of competitors in a vehicle is limited by the available working seatbelts.
 - A minimum of a 3 Point Primary Restraint Systems/ safety belts to be worn by **all** occupants at **all** times and during **all** stages and obstacles, except near water.
 - No occupants will be allowed in vehicles without a solid roof/ frame (Standard production vehicles) unless with a **FACTORY** fitted roll cage, soft tops must be in place before start and duration of the event. No netted door options may be used.
 - According to club policy no children under the age of 12 and or 36kg will be permitted in the front seat where SRS systems are available. In the finals the minimum age requirement for the co driver is 16 years old and the driver needs a valid South African drivers license.
- *With reference to above, Marshals will be instructed to remove all competitors except the driver if a obstacle is deemed as dangerous.*

Marshal Unit

Rules and Guidelines

The marshals to be used on club days may be appointed by the organizing club. However Bridgestone have nominated a marshal unit and will be the same unit used throughout the 2013 4x4 series, they will be in control of the event and are impartial to all that attend.

Authority of the Marshal

All participants are guests at the marshal points and will be under the control of the specific marshal on duty. The Marshal will therefore instruct any team when to proceed and score their actions. The Marshal may stop any team, at any stage for safety reasons by means of blowing on a whistle, this means STOP IMMEDIATELY.

Interferences

The Marshal may request any person to leave his marshaling area due to interferences or safety concerns. Safety area will be clearly marked and controlled by means of a banner tape setup up by the club.

Recoveries

Recoveries will be at the risk of the vehicle owner, the vehicle owner is responsible for his own recoveries needed throughout the 4x4 Club Challenge. The Marshal may offer assistance or request assistance from another team, depending on the degree of recovery required .

➤ Please note that some recoveries will only take place once the 4x4 Challenge has been completed.

Marshal Unit

Protests in the final

- Any team can protest, at a **cost of R 1,000.00 cash**, as long as the protest procedure is followed in a civilized manner as per the protest form.
- No verbal protest will be entertained.
- Protests are made in writing to the “Clerk of the course”.
- Protest will only be heard once the last participant has completed the track.
- A time limit of 30 minutes will be given after the last participant has finished to have submitted the written protest.

Sponsorships



Conqueror Trailers SA
sponsors
first overall place prize
of a
Courage Trailer
to the value of

R50,000.00



WWW.CONQUEROR.CO.ZA

Sponsorships




Opposite Lock to sponsor 4x4 accessories at the club events
for the second prize to the value of

R4,000.00

The final event Opposite Lock to sponsor the overall second place prize of a
adjustable suspension accessory to the value of

R20,000.00.



Sponsorship Rules

ELIGIBLE SPONSORS;

Sponsors will encompass those companies or other entities offering materials, products or services of specific interest to attendees as determined by Bridgestone at its sole discretion.

Bridgestone also reserves the right to determine the eligibility of any company specific marketing campaign before distribution. Only the club name and sponsorships that appear on this document may be placed in print and pre-outlined sponsorship recognition opportunities.

1. No sponsorships may be organized by the club participating in the Bridgestone 4x4 Club Challenge.
2. No conflicting sponsors to participate or attend these events without clearance from Bridgestone.
3. No signage conflicting with sponsors and co sponsors will be permitted at these events.

Sponsorship Rules

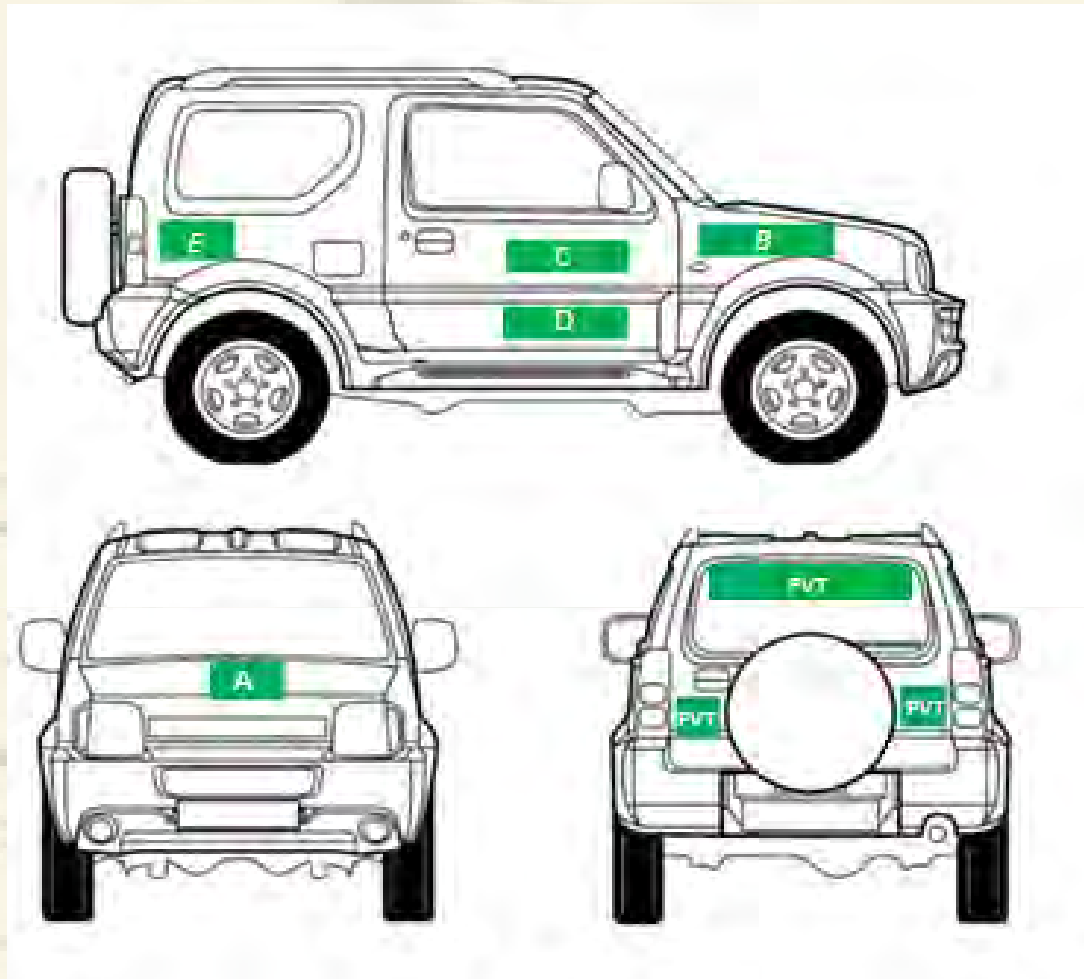
Exclusivity

The clubs shall not during the Bridgestone 4x4 Club Challenge 2013;

1. Grant the sponsors rights (or any rights similar to the sponsors rights) to any third party whatsoever.
2. Grant to any third party the right to describe itself as a any type of sponsor of the event.
3. Grant to any party the right to use the designation; and/or
4. Appoint any third party that manufactures products in competition to the sponsors product to be a sponsor or a official tyre supplier of the event.
5. All vehicles competing in the event shall bear the sponsors branding on, but not limited , to the following positions;
 - The rear part of the vehicle (please check decal section for size limit)

Required Vehicle Signage

- a. Bridgestone logo x 1
- b. Bridgestone logo x 2
- c. Bridgestone Challenge Number x 2
- d. Conqueror Trailers logo x 2
- e. Opposite Lock logo x 2



- Please note that the decals will be provided on the day of the event at registration.
- Decals must be in place at all Bridgestone 4x4 Club Challenge events.
- All private sponsored decals must be cleared and approved by Bridgestone.
- No Signage conflicting with sponsors and co sponsors will be allowed.



Decal Positioning & Rules

PVT Sponsors

The new decal positioning will allow the rear part of the vehicle to be decaled with PVT sponsors.

Please note;

All private sponsor decals must be cleared and approved by Bridgestone and no conflict of current sponsors is permitted.

The maximum size of the PVT decals MAY NOT exceed the minimum sponsor decal and will be limited to the following size;

- 130mm x 180mm.

Decal Positioning & Rules

Decal Sizes

- Bridgestone Number size – 305mm x 365 mm
- Bridgestone Mud guard and Bonnet decals – 60mm x 480mm
- Conqueror Trailer – 130mm x 450mm
- Opposite Lock – 130mm x 180mm
- Provisions have been made to allow the **Club** logo to be displayed on the side of the vehicle limited to the following size,
 - 300mm x 300mm.
- Due to the limited spacing on the side of the vehicle we suggest that the clubs logos be smaller as there won't be sufficient space unless you have a 4 door vehicle available (Club decals to be placed on the rear passenger doors).
- In the event of a 3 door vehicle, space on the A or B pillar needs to be found.

Bridgestone 4x4 Club Event Prizes

Club Event Prizes			
Place	Sponsored	Prize	Value
1st Place Prize	Bridgestone South Africa	Bridgestone LTR Tyres	R10,000.00
2nd Place Prize	Opposite Lock 4x4 Accessories	Light Force (spot lights)	R4,000.00
3rd Place Prize	Bridgestone South Africa	Spot Prizes	
4th Place Prize	Bridgestone South Africa		
5th Place Prize	Bridgestone South Africa		
6th Place Prize	Bridgestone South Africa		
7th Place Prize	Bridgestone South Africa		
8th Place Prize	Bridgestone South Africa		
9th Place Prize	Bridgestone South Africa		
10th Place Prize	Bridgestone South Africa		

Bridgestone Club Environment Prize			
Place	Sponsored	Prize	Value
1st Place Prize	Bridgestone South Africa	Cash Prize	R2,000.00

Bridgestone Final Event Prizes

Bridgestone Final Event Prizes			
Place	Sponsored	Prize	Value
1st Place Prize	Conqueror Trailers South Africa	Courage Trailer	R50,000.00
2nd Place Prize	Opposite Lock 4x4 Accessories	Adjustable Suspension	R20,000.00
3rd Place Prize	Bridgestone South Africa	Cash Prize	R10,000.00
4th Place Prize	Bridgestone South Africa	Cash Prize	R5,000.00
5th Place Prize	Bridgestone South Africa	Spot prizes	
6th Place Prize	Bridgestone South Africa		
7th Place Prize	Bridgestone South Africa		
8th Place Prize	Bridgestone South Africa		
9th Place Prize	Bridgestone South Africa		
10th Place Prize	Bridgestone South Africa		

Bridgestone Final Environmental Prize			
Place	Sponsored	Prize	Value
Overall 1st Place Prize	Bridgestone South Africa	Cash Prize	R15,000.00
Overall 2nd Place Prize	Bridgestone South Africa	Cash Prize	R7,500.00
Overall 3rd Place Prize	Bridgestone South Africa	Cash Prize	R2,000.00

Bridgestone Final Club Prize			
Place	Sponsored	Prize	Value
Overall 1st Place Prize	Bridgestone South Africa	Tyres	R30,000.00
Overall 2nd Place Prize	Bridgestone South Africa	Tyres	R15,000.00
Overall 3rd Place Prize	Bridgestone South Africa	Tyres	R5,000.00

Bridgestone Fundi 4x4 Event Calendar

January-2013	February-2013	March-2013
	Suzuki Auto Club 16 th February	Mercedes Benz SA Club (G Xtreme Club) 16 th March
April-2013	May-2013	June-2013
Nissan 4x4 Club 6 th April	Isuzu Offroad Club 18 th May	Community Forum & TUFFSTUFF 8 th June
July-2013	August-2013	September-2013
McCarthy 4x4 Club 21 st July	Lichtenburg 4x4 Club 3 rd August	Jeep Club SA 21 st September
October-2013	November-2013	December-2013
Land Rover Owners 4x4 Club 5 th October Offroad Adventure 4x4 Club 26 th October	Bridgestone Finals 16 th – 17 th November	

General

This event is presented with a safety first approach which is sensitive towards man, machine and the environment we operate in.

This is not a vehicle breaking challenge, thus an element of fun will be part of it, whilst we measure different driving disciplines.

The principle judgments, rulings and decisions are final and no verbal or written correspondence will be entered into after an event.

Medical



Outdoor Medical

You can't afford to go anywhere without us

Telephone : 011 511 0000

Cell : 073 835 5333

E-mail : info@outdoormedical.co.za



Thank You